

Respiratory Virus Summary (2022-2023 Season)

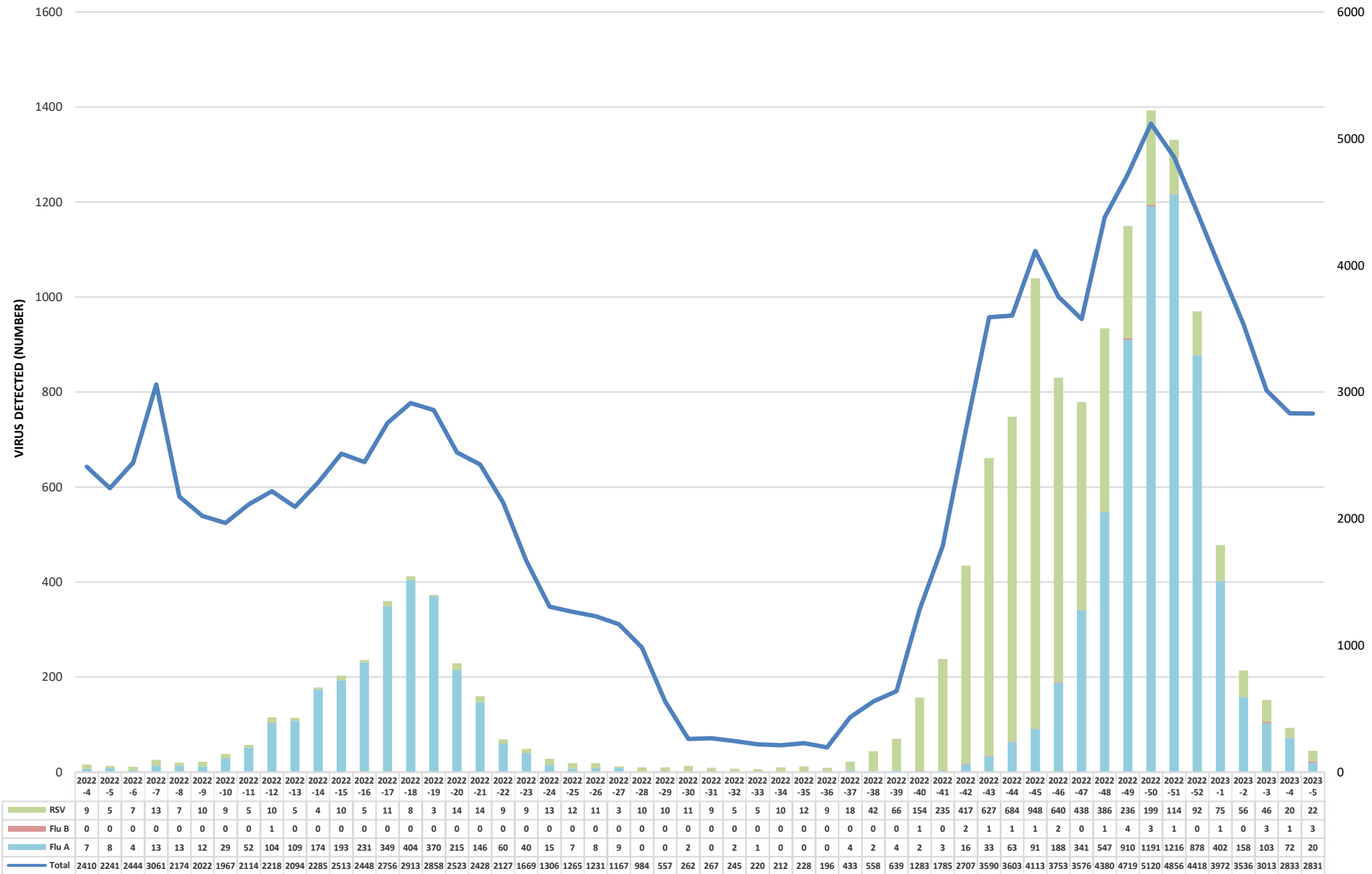
Week: 2023-5

Ending February 4, 2023

Beaumont

Rapid Influenza & RSV by PCR

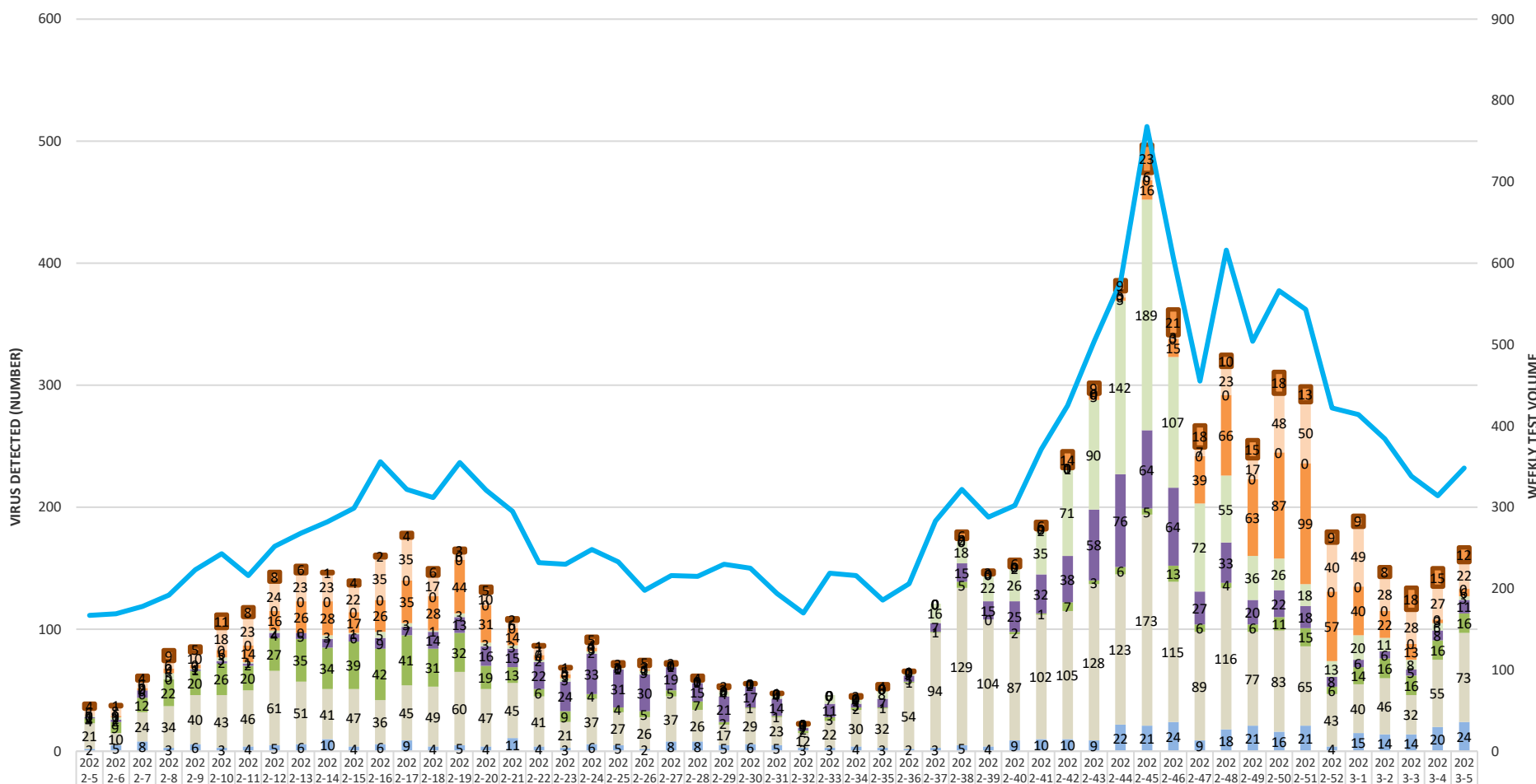
Beaumont



*Dearborn data added starting 2020-40

Respiratory Virus Panel by PCR

Beaumont

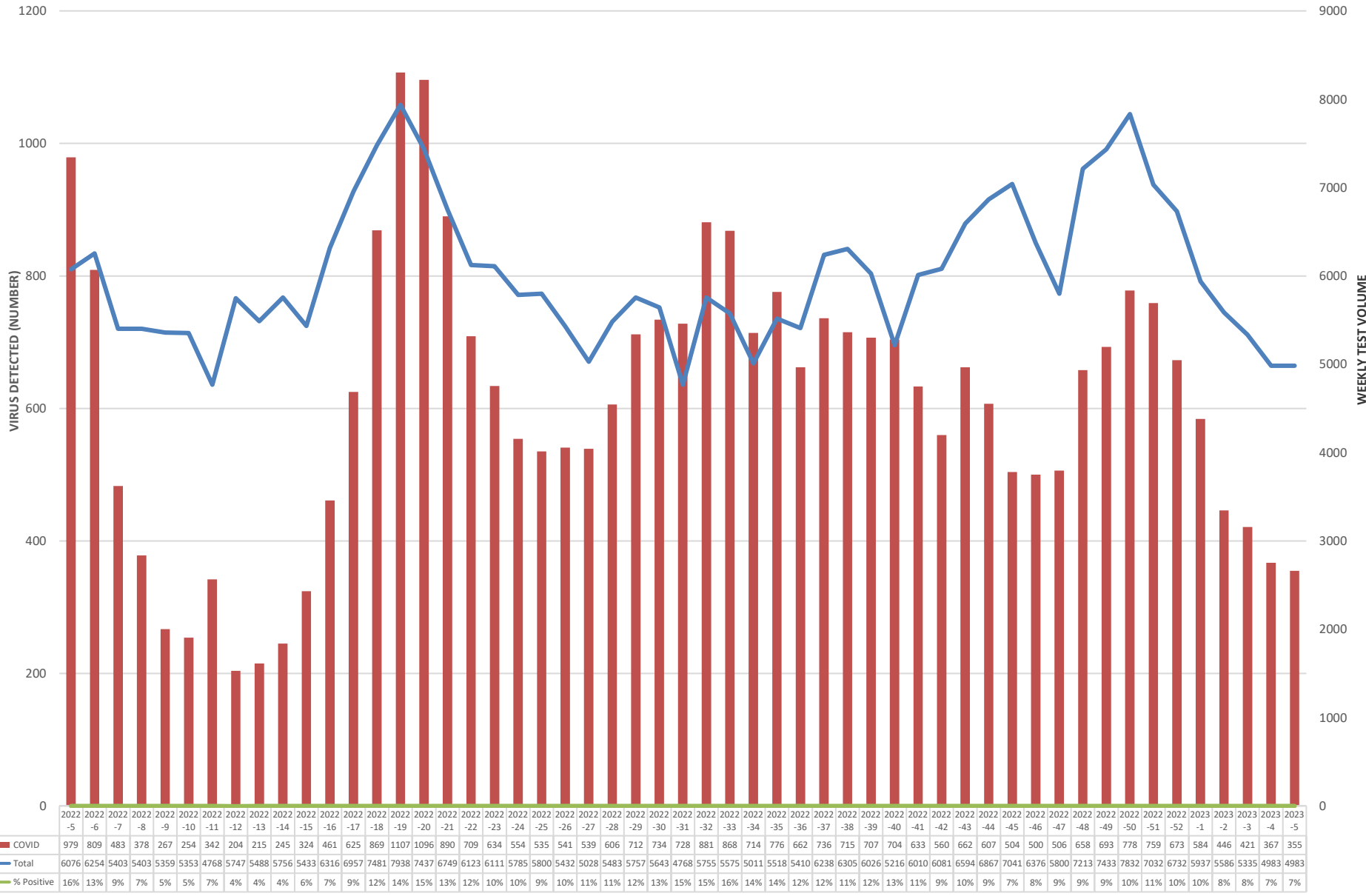


	2022-2-5	2022-2-6	2022-2-7	2022-2-8	2022-2-9	2022-2-10	2022-2-11	2022-2-12	2022-2-13	2022-2-14	2022-2-15	2022-2-16	2022-2-17	2022-2-18	2022-2-19	2022-2-20	2022-2-21	2022-2-22	2022-2-23	2022-2-24	2022-2-25	2022-2-26	2022-2-27	2022-2-28	2022-2-29	2022-3-0	2022-3-1	2022-3-2	2022-3-3	2022-3-4	2022-3-5																								
BocaV*	4	1	4	9	5	11	8	8	6	1	4	2	4	6	3	5	2	1	1	5	3	5	2	4	2	1	1	1	0	2	4	1	0	6	3	6	6	14	9	9	23	21	18	10	15	18	13	9	9	8	18	15	12		
CoV*~	6	8	6	6	10	18	23	24	23	23	22	35	35	17	6	10	6	7	5	4	2	3	1	1	3	0	0	0	0	0	0	0	0	0	0	0	0	0	0	5	6	3	7	23	17	48	50	40	40	49	28	28	27	22	
Flu B	0	0	0	0	0	0	0	0	0	0	0	0	0	0	0	0	0	0	0	0	0	0	0	0	0	0	0	0	0	0	0	0	0	0	0	0	0	0	0	0	0	0	0	0	0	0	0	0	0	0	0	0			
Flu A	0	1	2	4	3	6	14	16	26	28	17	26	35	28	44	31	14	4	3	3	0	1	0	0	0	0	0	0	0	0	0	0	0	0	0	0	0	0	1	5	3	16	15	39	66	63	87	99	57	40	22	11	8	6	3
RSV	1	2	0	5	1	3	1	2	0	3	1	5	3	1	3	3	2	2	1	3	1	3	1	1	1	1	4	2	4	3	7	5	7	15	15	25	32	38	58	76	64	64	27	33	20	18	13	20	11	8	6	3			
PIV 1-4	1	2	6	0	1	2	2	4	5	7	6	9	4	7	14	13	16	15	22	24	33	31	30	19	15	21	17	14	2	11	3	7	5	7	15	25	32	38	58	76	64	64	27	33	20	18	13	20	11	8	6	3			
hMPV	4	9	12	22	20	26	20	27	35	34	39	42	41	31	32	19	13	6	9	4	4	5	5	7	2	1	1	2	3	2	1	1	5	0	2	1	7	3	6	5	13	6	4	6	11	15	6	14	16	16	16	16			
hRV/EV	21	10	24	34	40	43	46	61	51	41	47	36	45	49	60	47	45	41	21	37	27	26	37	26	17	29	23	12	22	30	32	54	94	129	104	87	102	105	128	123	173	115	89	116	77	83	65	43	40	46	32	55	73		
Adv	2	5	8	3	6	3	4	5	6	10	4	6	9	4	5	4	11	4	3	6	5	2	8	8	5	6	5	3	3	4	3	2	3	5	4	9	10	10	9	22	21	24	9	18	21	16	21	4	15	14	14	20	24		
Total	167	169	178	192	223	243	216	252	268	282	299	356	322	312	355	321	295	232	230	248	233	198	216	215	230	225	194	170	219	216	186	206	283	322	288	302	371	425	504	577	768	607	455	616	504	566	543	422	414	384	338	314	348		

*SARS-CoV-2 data from the RVP is reported on slide 7, CoV data reported above is only seasonal coronaviruses

Beaumont Laboratory COVID-19 Testing

Beaumont



*Beaumont Laboratory data includes retests that may represent persistent infections. For primary infections only, please refer to the MDHHS website https://www.michigan.gov/coronavirus/0,9753,7-406-98163_98173---,00.html

Beaumont Laboratory Influenza and RSV Testing

Beaumont

