

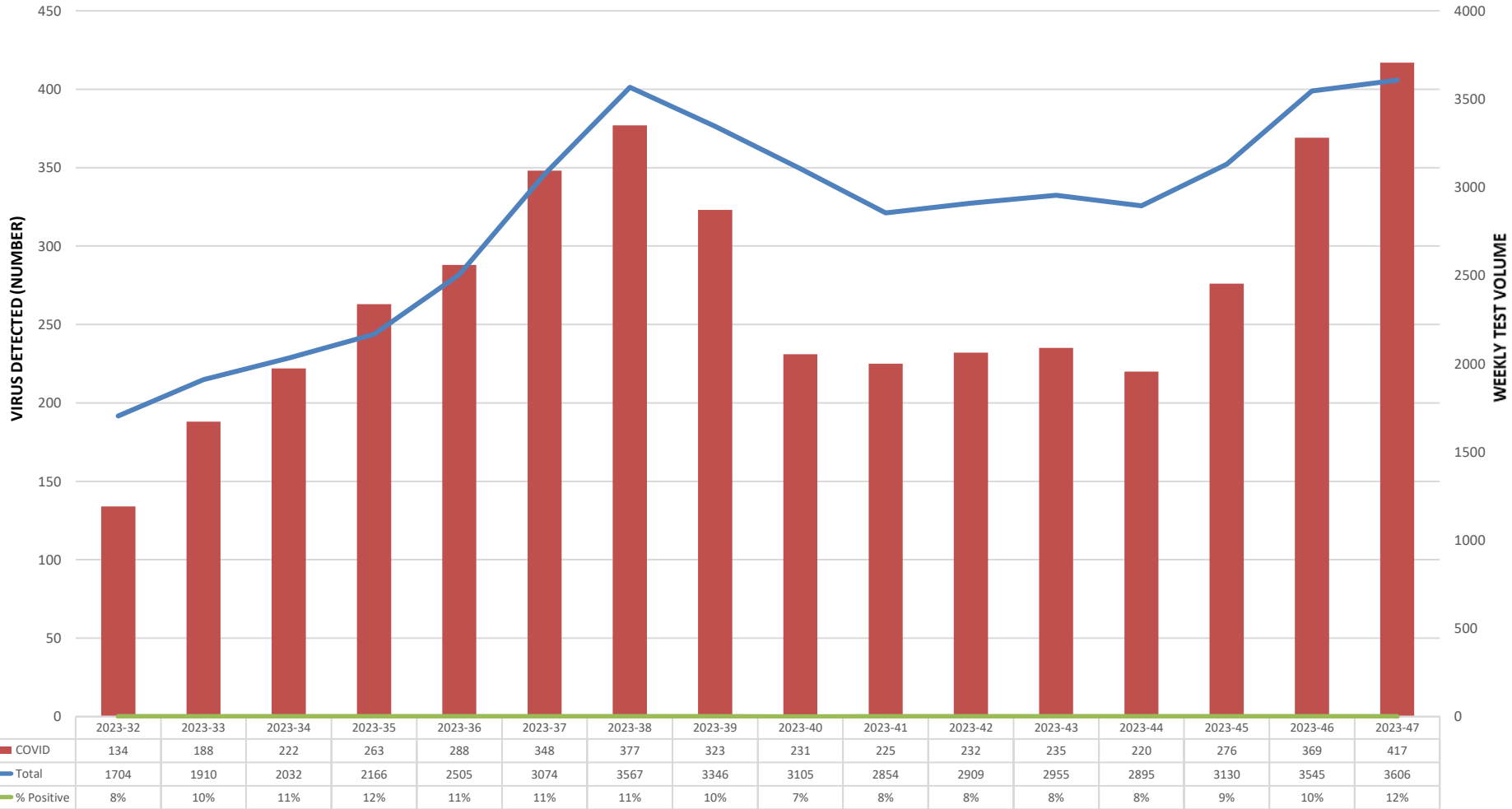
# Respiratory Virus Summary (2022-2023 Season)

*Week: 2023-47*

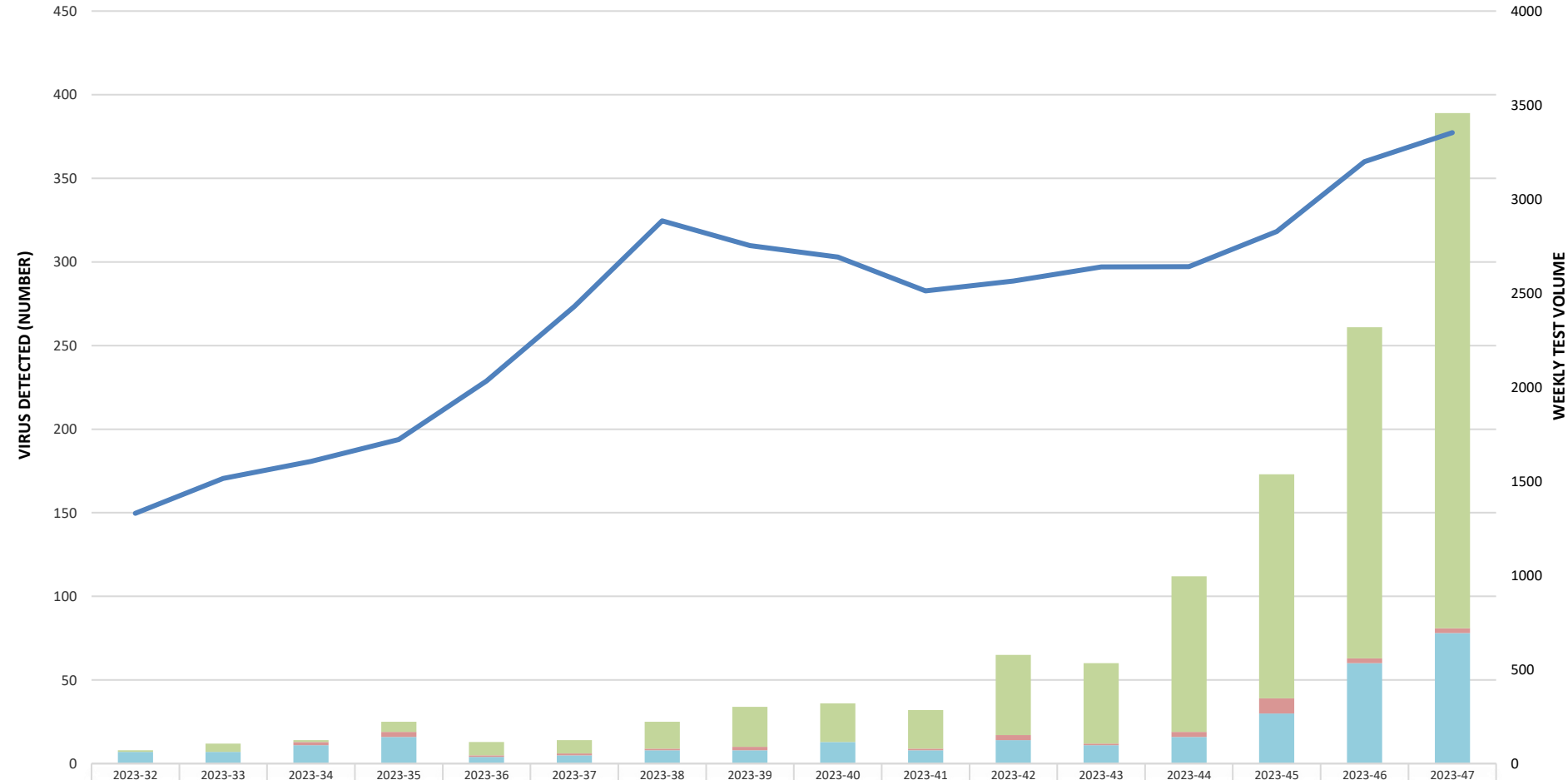
*Ending November 25, 2023*

**Beaumont**

# SARS-CoV-2

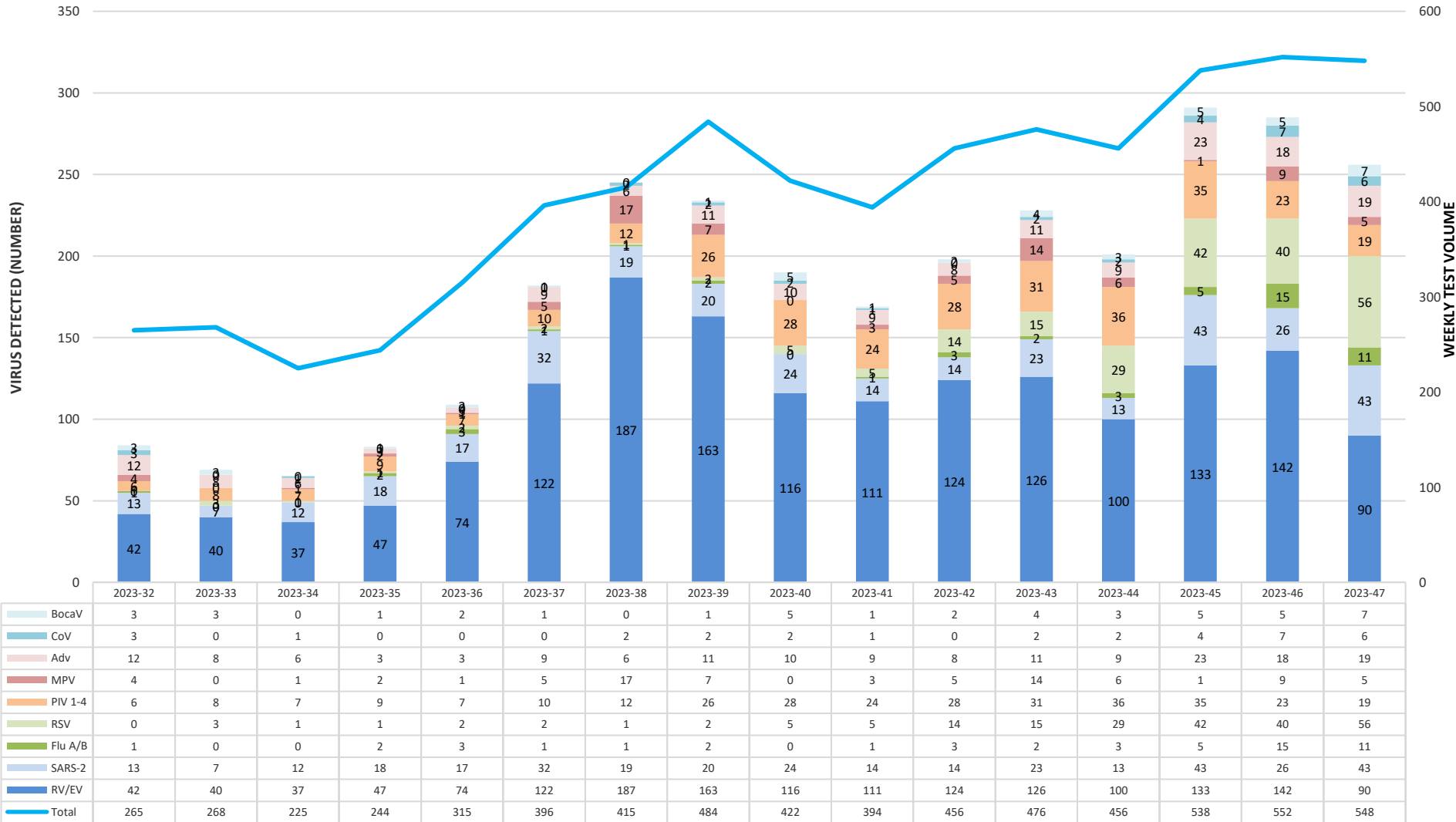


# Influenza & RSV



	2023-32	2023-33	2023-34	2023-35	2023-36	2023-37	2023-38	2023-39	2023-40	2023-41	2023-42	2023-43	2023-44	2023-45	2023-46	2023-47
RSV	1	5	1	6	8	8	16	24	23	23	48	48	93	134	198	308
Flu B	0	0	2	3	1	1	1	2	0	1	3	1	3	9	3	3
Flu A	7	7	11	16	4	5	8	8	13	8	14	11	16	30	60	78
Total	1331	1516	1606	1722	2034	2431	2885	2753	2693	2513	2565	2640	2641	2829	3199	3354

# Respiratory Virus Panel



# Respiratory Virus Summary

Date	Week	COVID Pos	COVID %	Flu Pos	Flu %	RSV Pos	RSV %
13-Aug	33	195	9.0%	7	0.4%	8	0.4%
20-Aug	34	234	10.4%	13	0.7%	2	0.1%
27-Aug	35	281	11.7%	21	1.1%	7	0.4%
3-Sep	36	305	10.8%	8	0.3%	10	0.4%
10-Sep	37	380	11.0%	7	0.2%	10	0.4%
17-Sep	38	396	9.9%	10	0.3%	17	0.5%
24-Sep	39	343	9.0%	12	0.4%	26	0.8%
1-Oct	40	255	7.2%	13	0.4%	28	0.9%
8-Oct	41	239	7.4%	10	0.3%	28	1.0%
15-Oct	42	246	7.3%	20	0.7%	62	2.1%
22-Oct	43	258	7.5%	14	0.5%	63	2.0%
29-Oct	44	233	7.0%	22	0.7%	122	3.9%
5-Nov	45	319	8.7%	44	1.3%	176	5.3%
12-Nov	46	395	9.6%	80	2.1%	236	6.3%
19-Nov	47	460	11.1%	92	2.4%	364	9.3%