

Respiratory Virus Summary (2022-2023 Season)

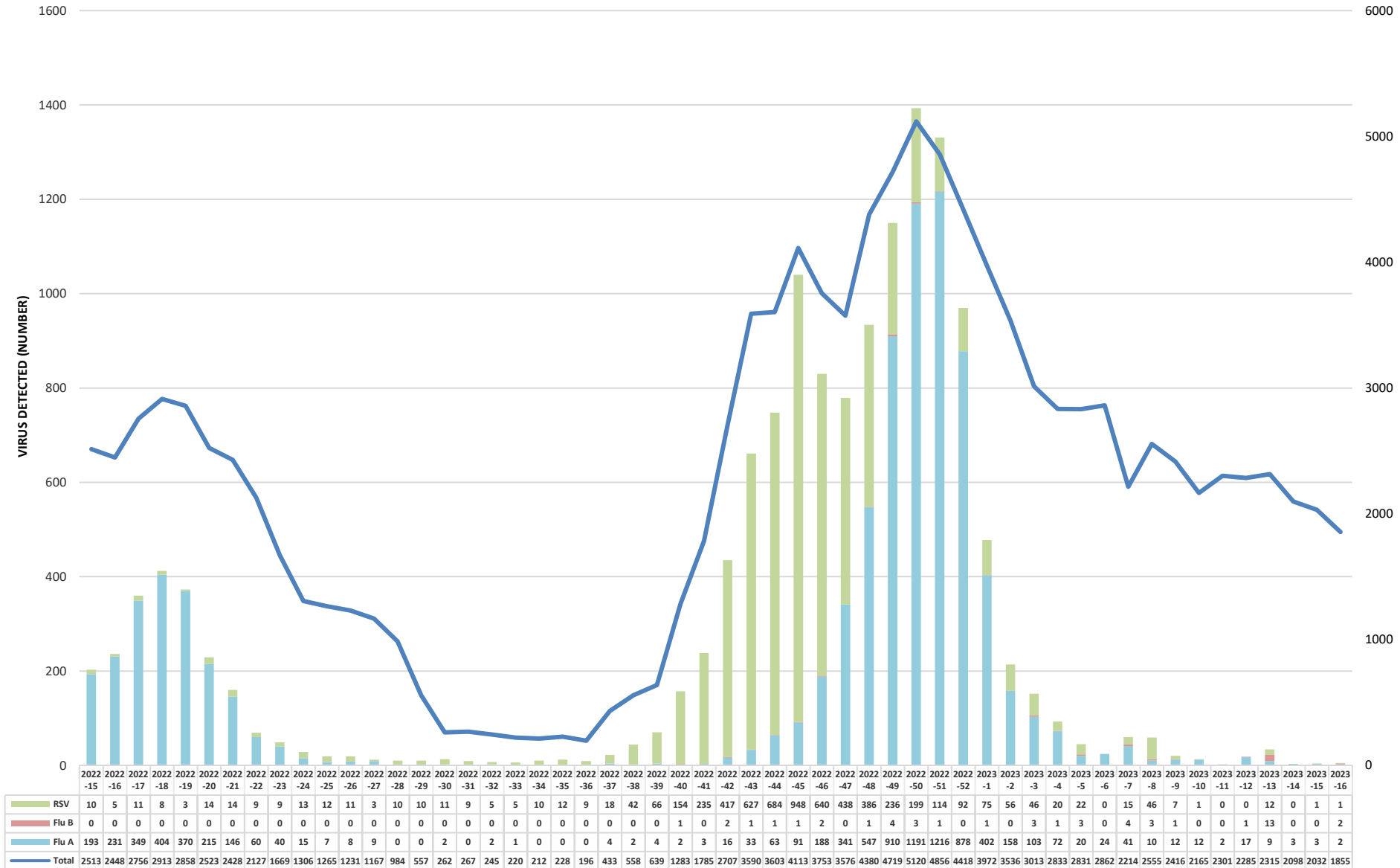
Week: 2023-16

Ending April 22, 2023

Beaumont

Rapid Influenza & RSV by PCR

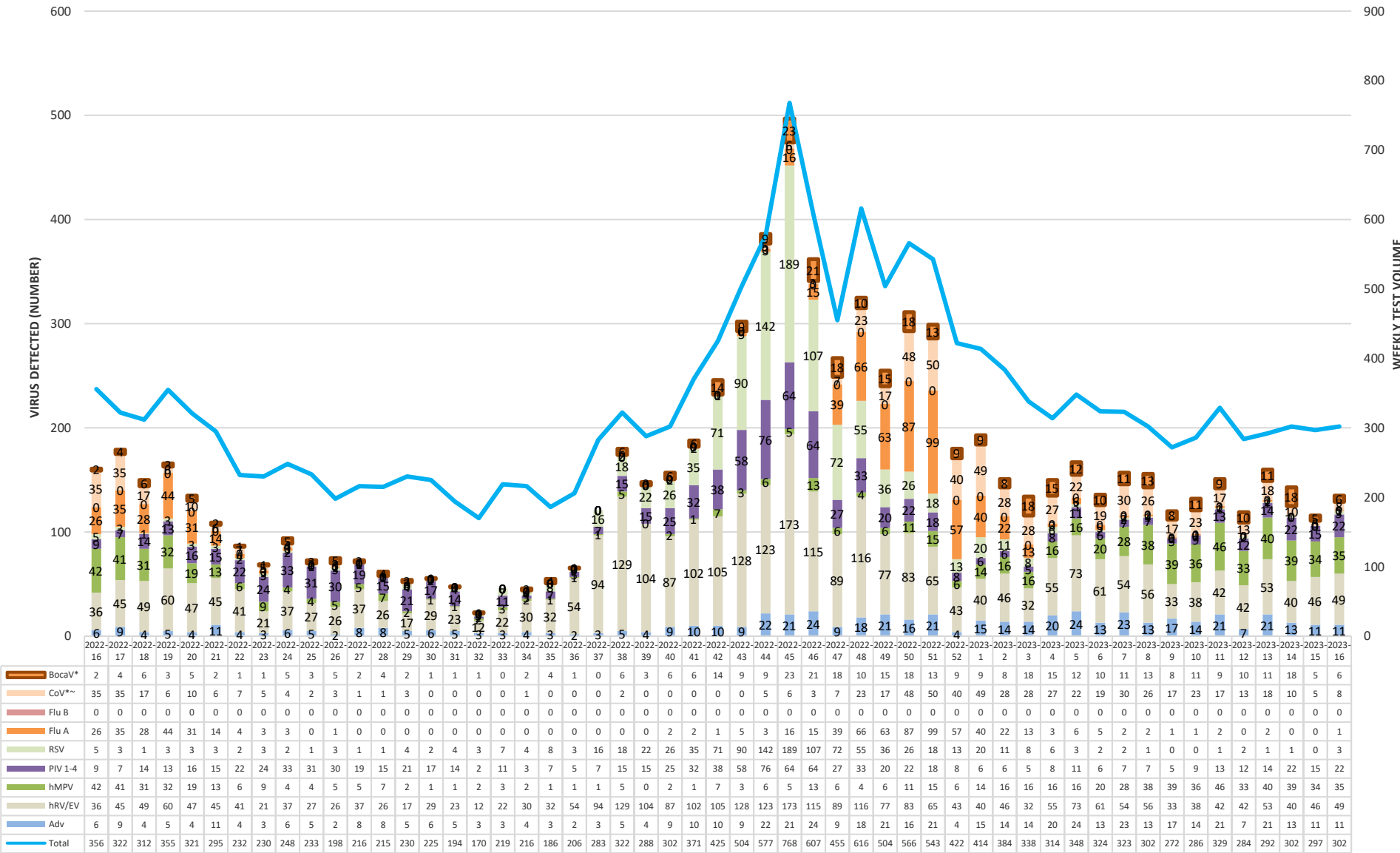
Beaumont



*Dearborn data added starting 2020-40

Respiratory Virus Panel by PCR

Beaumont



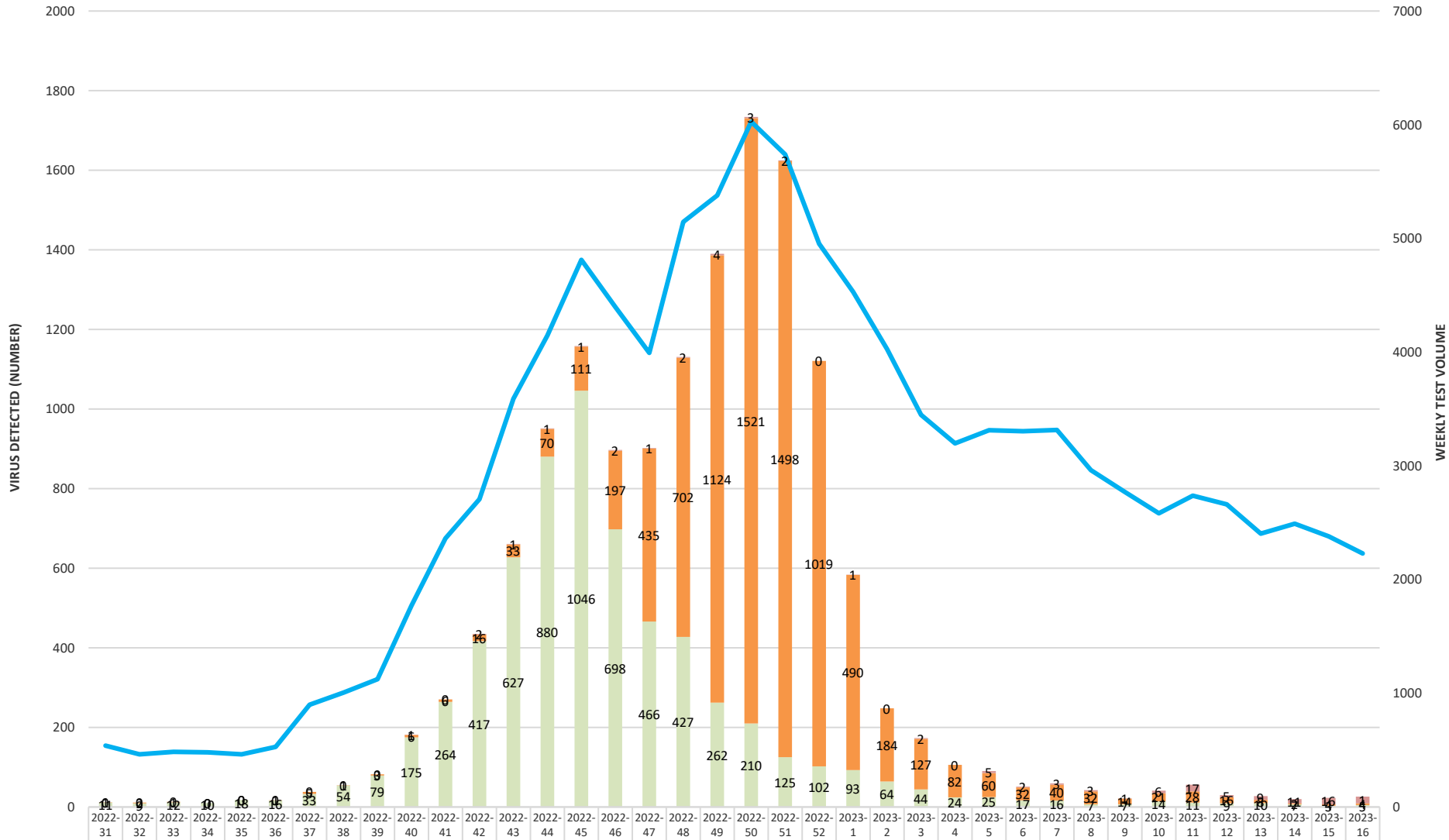
*~SARS-CoV-2 data from the RVP is reported on slide 7, CoV data reported above is only seasonal coronaviruses

Beaumont Laboratory COVID-19 Testing

Beaumont

Beaumont Laboratory Influenza and RSV Testing

Beaumont



	2022-31	2022-32	2022-33	2022-34	2022-35	2022-36	2022-37	2022-38	2022-39	2022-40	2022-41	2022-42	2022-43	2022-44	2022-45	2022-46	2022-47	2022-48	2022-49	2022-50	2022-51	2022-52	2023-1	2023-2	2023-3	2023-4	2023-5	2023-6	2023-7	2023-8	2023-9	2023-10	2023-11	2023-12	2023-13	2023-14	2023-15	2023-16
Flu B	0	0	0	0	0	0	0	0	0	1	0	2	1	1	2	1	2	4	3	2	0	1	0	2	0	5	2	3	3	1	6	17	5	9	11	16	17	
Flu A	1	2	1	0	0	1	5	1	3	6	16	33	70	111	197	435	702	1124	1521	1498	1019	490	184	127	82	60	32	40	32	14	21	28	16	8	2	4	4	
RSV	11	9	12	10	18	16	33	54	79	175	264	417	627	880	1046	698	466	427	262	210	125	102	93	64	44	24	25	17	16	7	7	14	11	9	10	7	3	5
Total	539	463	484	481	464	529	900	1007	1124	1771	2362	2707	3590	4146	4812	4396	3994	5145	5378	6027	5739	4954	4531	4027	3449	3197	3313	3305	3316	2962	2771	2582	2737	2662	2404	2491	2380	2229
% Positive	2.2%	2.4%	2.7%	2.1%	3.9%	3.2%	4.2%	5.5%	7.3%	10.3%	11.4%	16.1%	18.4%	22.9%	24.1%	20.4%	22.6%	22.0%	25.8%	28.8%	28.3%	22.6%	12.9%	6.2%	5.0%	3.3%	2.7%	1.5%	1.8%	1.4%	0.8%	1.6%	2.0%	1.1%	1.1%	0.8%	1.0%	1.2%