

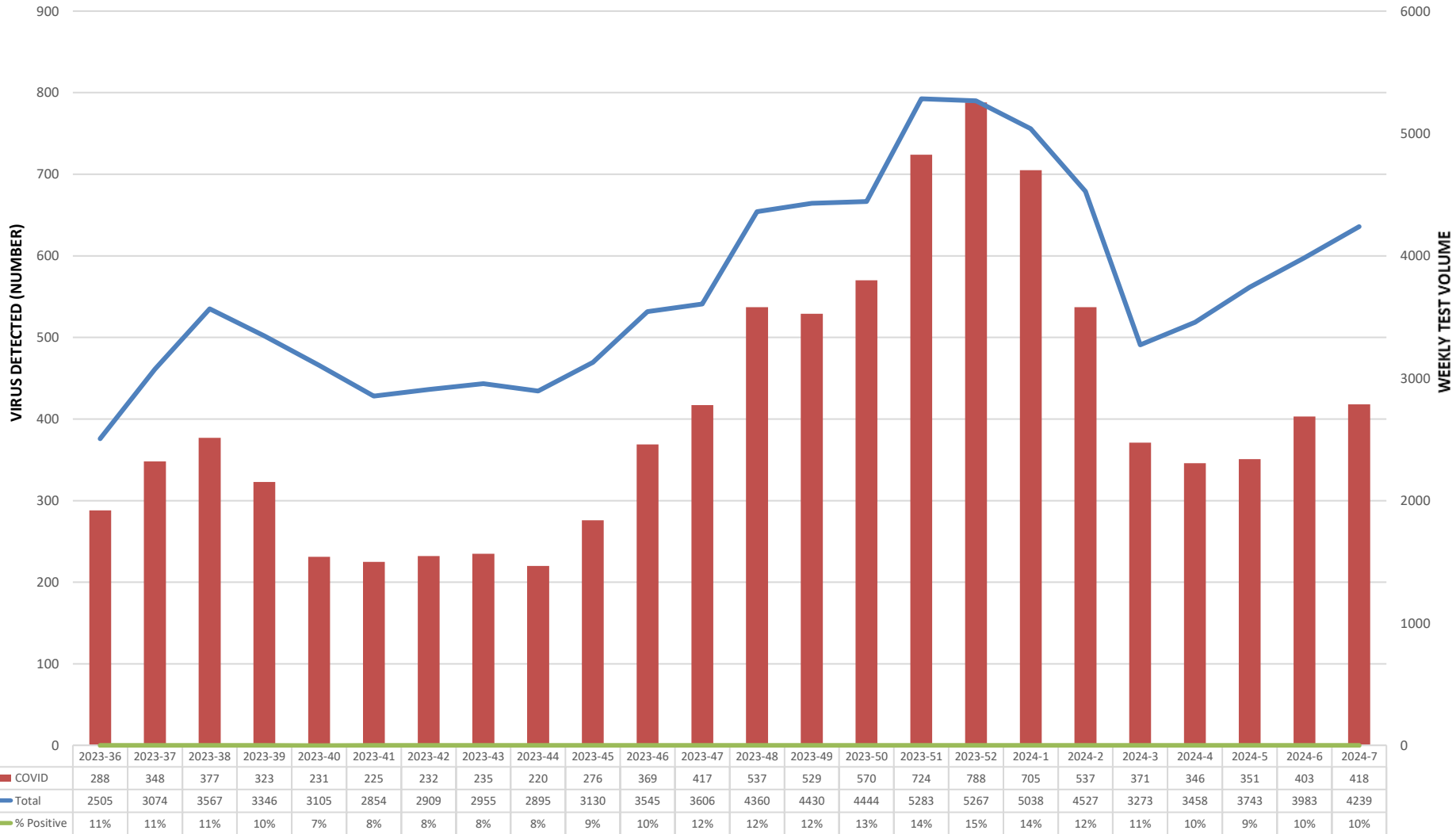
Respiratory Virus Summary (2023-2024 Season)

Week: 7

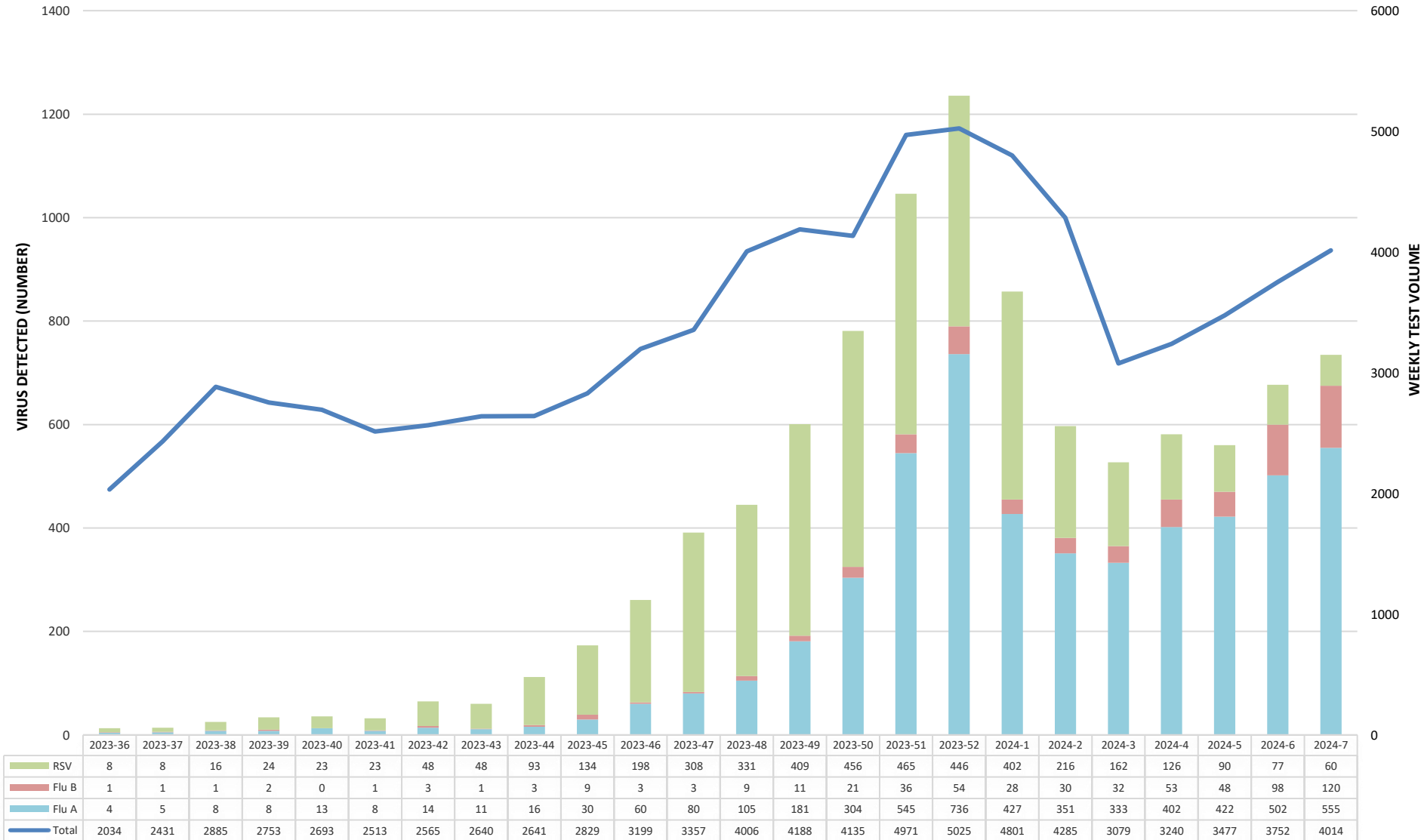
Ending February 17, 2024

Beaumont

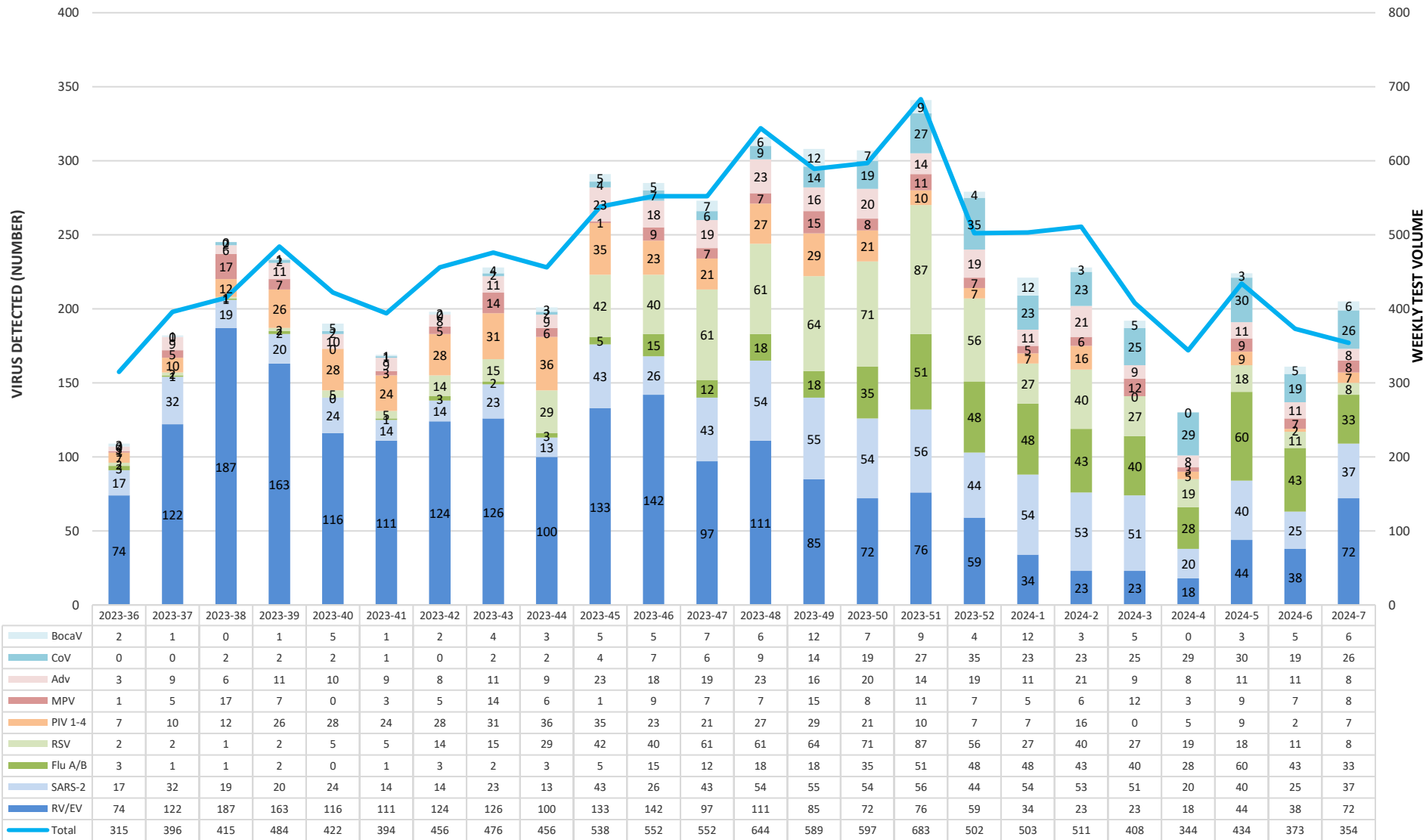
SARS-CoV-2



Influenza & RSV



Respiratory Virus Panel



Respiratory Virus Summary

Date	Week	COVID Pos	COVID %	Flu Pos	Flu %	RSV Pos	RSV %
5-Nov	45	319	8.7%	44	1.3%	176	5.3%
12-Nov	46	395	9.6%	80	2.1%	236	6.3%
19-Nov	47	471	11.3%	95	2.4%	369	9.4%
26-Nov	48	591	11.8%	129	2.8%	393	8.5%
3-Dec	49	584	11.6%	209	4.4%	471	9.9%
10-Dec	50	624	12.4%	360	7.6%	527	11.1%
17-Dec	51	780	13.1%	632	11.2%	552	9.8%
24-Dec	52	832	14.4%	842	15.2%	502	9.1%
31-Dec	1	759	13.7%	503	9.5%	431	8.1%
7-Jan	2	590	11.7%	424	8.8%	256	5.3%
14-Jan	3	422	11.5%	405	11.6%	190	5.4%
21-Jan	4	366	9.6%	483	13.5%	145	4.0%
28-Jan	5	391	9.4%	530	13.6%	108	2.8%
4-Feb	6	428	9.8%	643	15.6%	88	2.1%
11-Feb	7	455	9.9%	708	16.2%	68	1.6%