

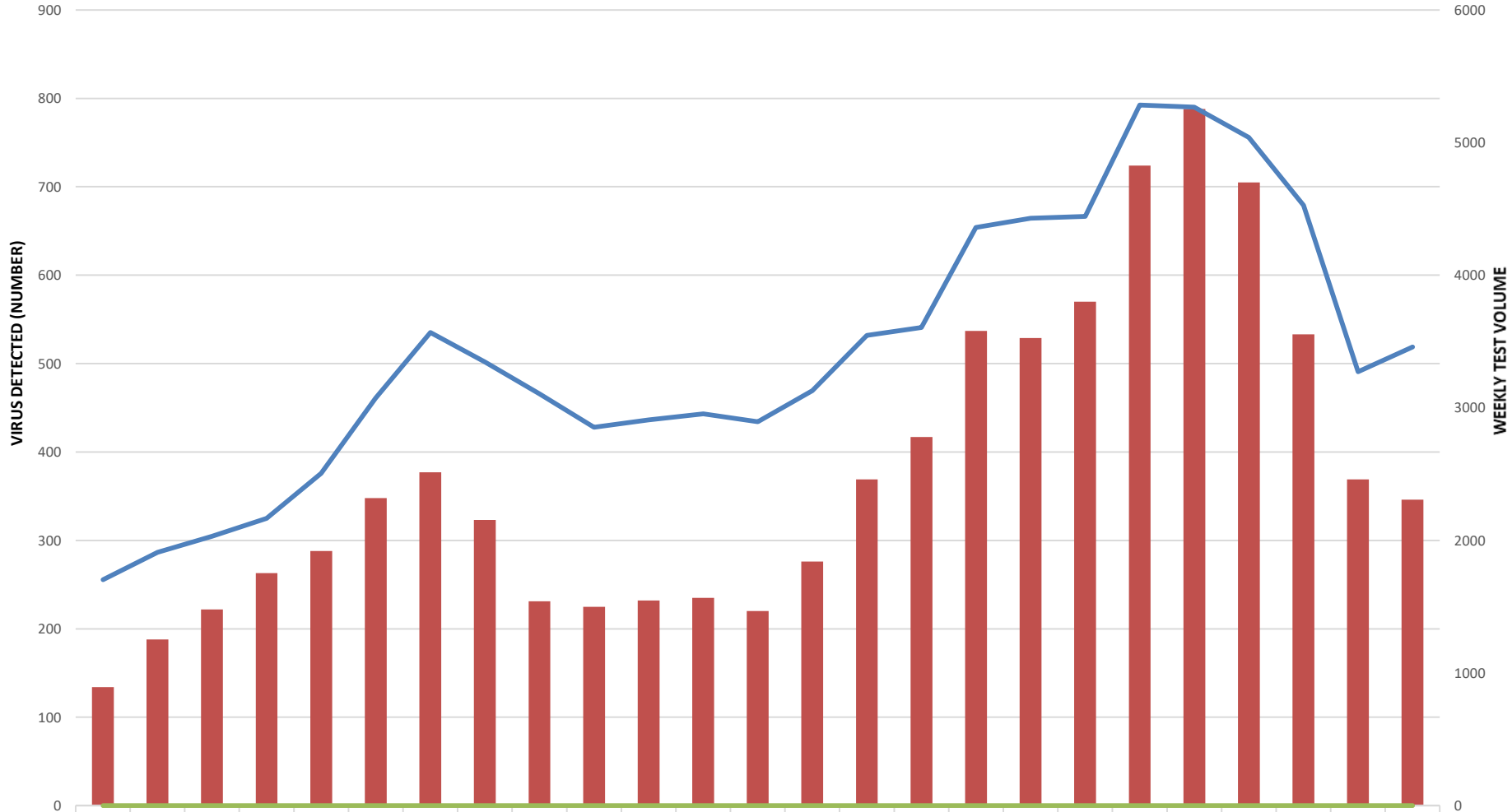
# Respiratory Virus Summary (2022-2023 Season)

*Week: 2024-4*

*Ending January 28, 2024*

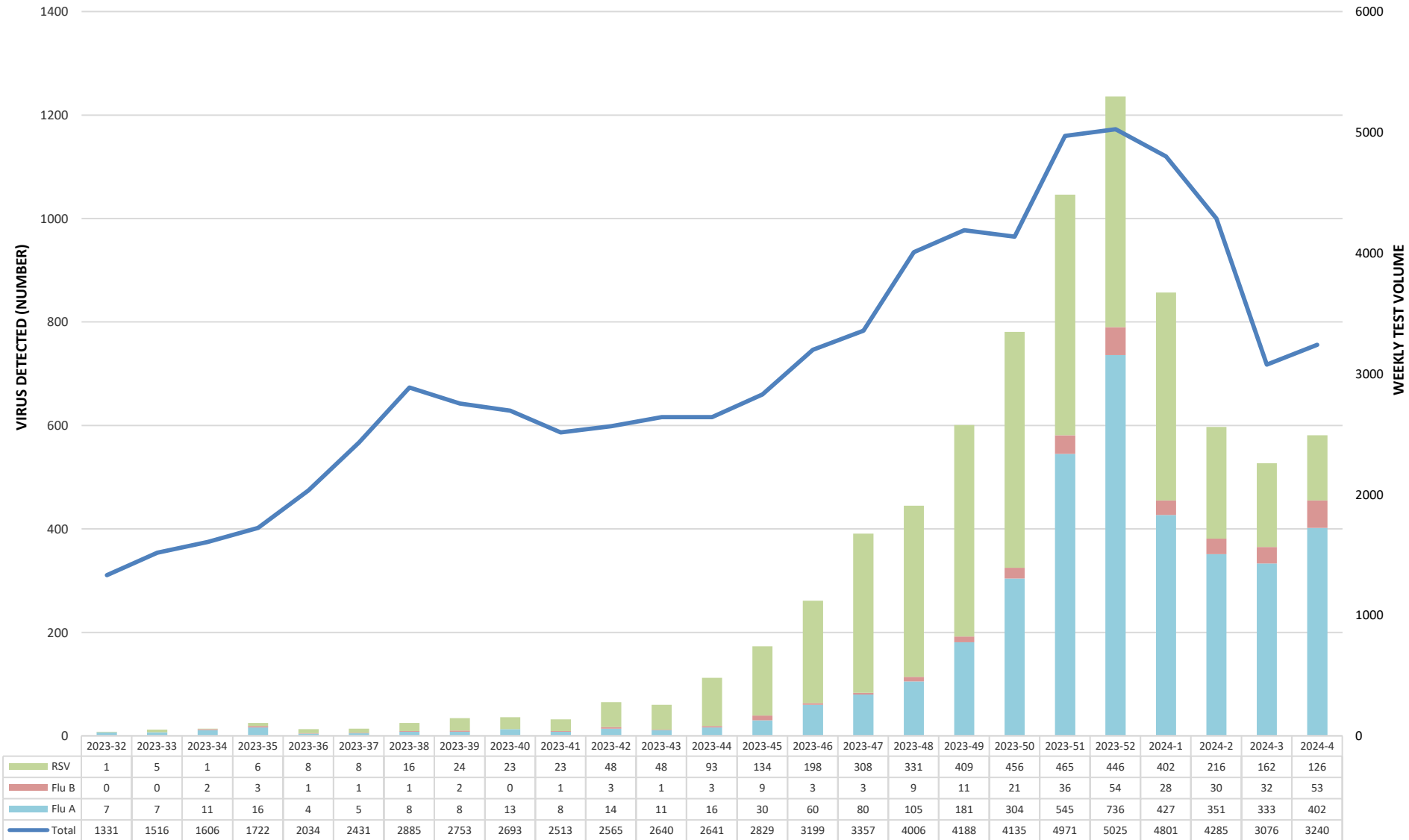
**Beaumont**

# SARS-CoV-2

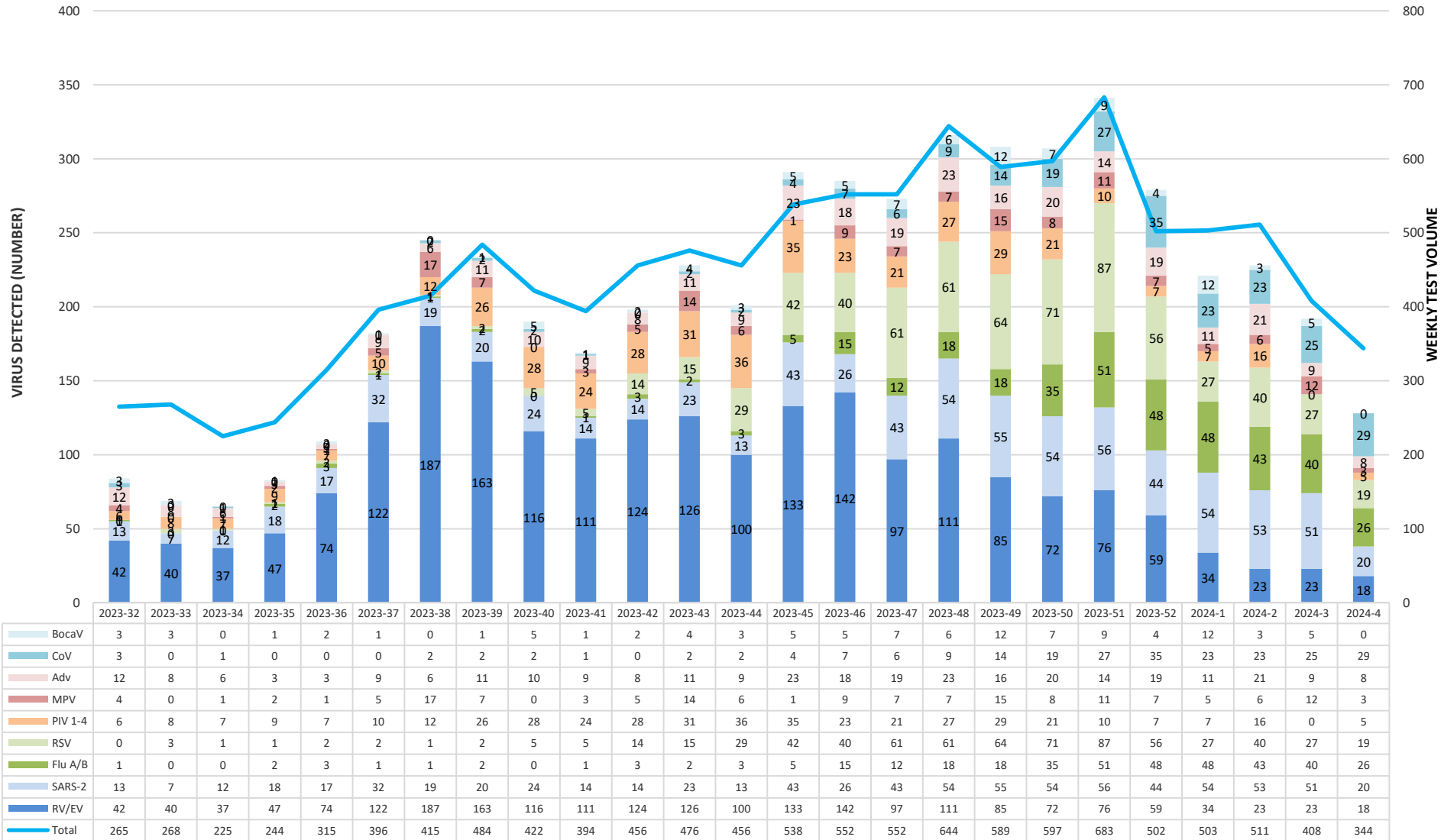


	2023-32	2023-33	2023-34	2023-35	2023-36	2023-37	2023-38	2023-39	2023-40	2023-41	2023-42	2023-43	2023-44	2023-45	2023-46	2023-47	2023-48	2023-49	2023-50	2023-51	2023-52	2024-1	2024-2	2024-3	2024-4
COVID	134	188	222	263	288	348	377	323	231	225	232	235	220	276	369	417	537	529	570	724	788	705	533	369	346
Total	1704	1910	2032	2166	2505	3074	3567	3346	3105	2854	2909	2955	2895	3130	3545	3606	4360	4430	4444	5283	5267	5038	4526	3271	3459
% Positive	8%	10%	11%	12%	11%	11%	11%	10%	7%	8%	8%	8%	8%	9%	10%	12%	12%	12%	13%	14%	15%	14%	12%	11%	10%

# Influenza & RSV



# Respiratory Virus Panel



# Respiratory Virus Summary

Date	Week	COVID Pos	COVID %	Flu Pos	Flu %	RSV Pos	RSV %
15-Oct	42	246	7.3%	20	0.7%	62	2.1%
22-Oct	43	258	7.5%	14	0.5%	63	2.0%
29-Oct	44	233	7.0%	22	0.7%	122	3.9%
5-Nov	45	319	8.7%	44	1.3%	176	5.3%
12-Nov	46	395	9.6%	80	2.1%	236	6.3%
19-Nov	47	471	11.3%	95	2.4%	369	9.4%
26-Nov	48	591	11.8%	129	2.8%	393	8.5%
3-Dec	49	584	11.6%	209	4.4%	471	9.9%
10-Dec	50	624	12.4%	360	7.6%	527	11.1%
17-Dec	51	780	13.1%	632	11.2%	552	9.8%
24-Dec	52	832	14.4%	842	15.2%	502	9.1%
31-Dec	1	758	13.7%	503	9.5%	429	8.1%
7-Jan	2	586	11.6%	424	8.8%	256	5.3%
14-Jan	3	420	11.4%	405	11.6%	189	5.4%
21-Jan	4	366	9.6%	481	13.4%	145	4.0%