

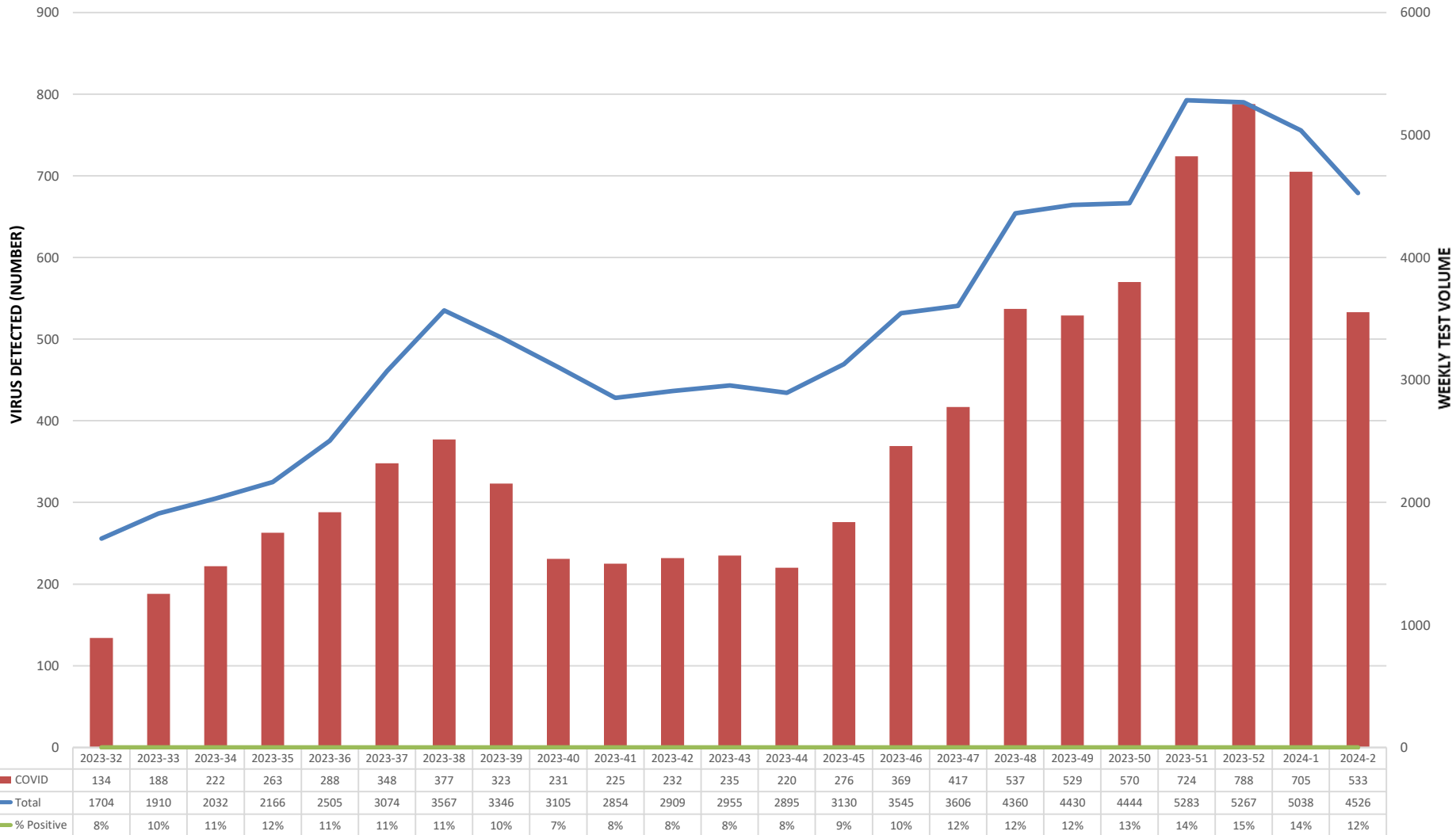
Respiratory Virus Summary (2022-2023 Season)

Week: 2024-2

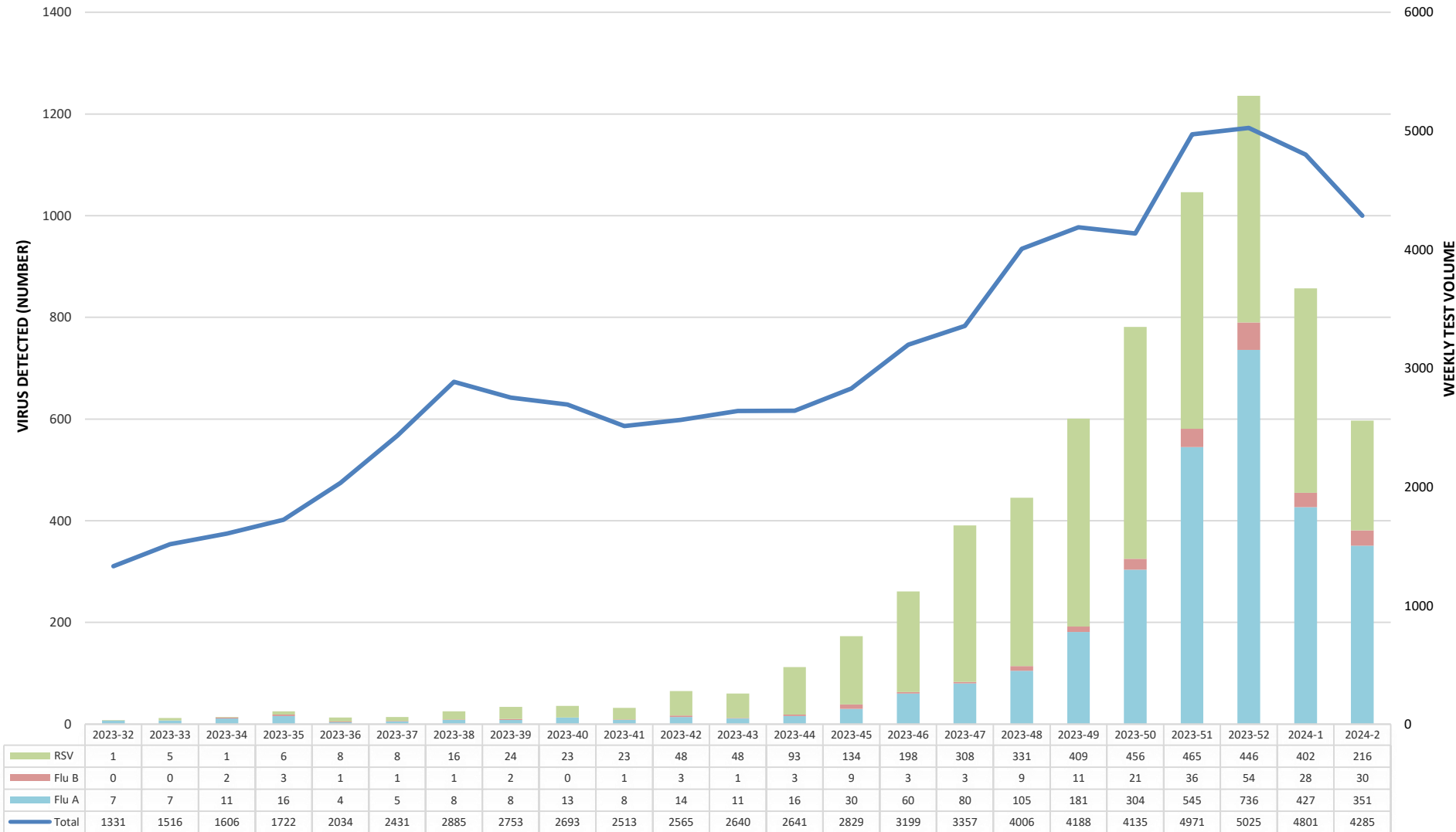
Ending January 13, 2024

Beaumont

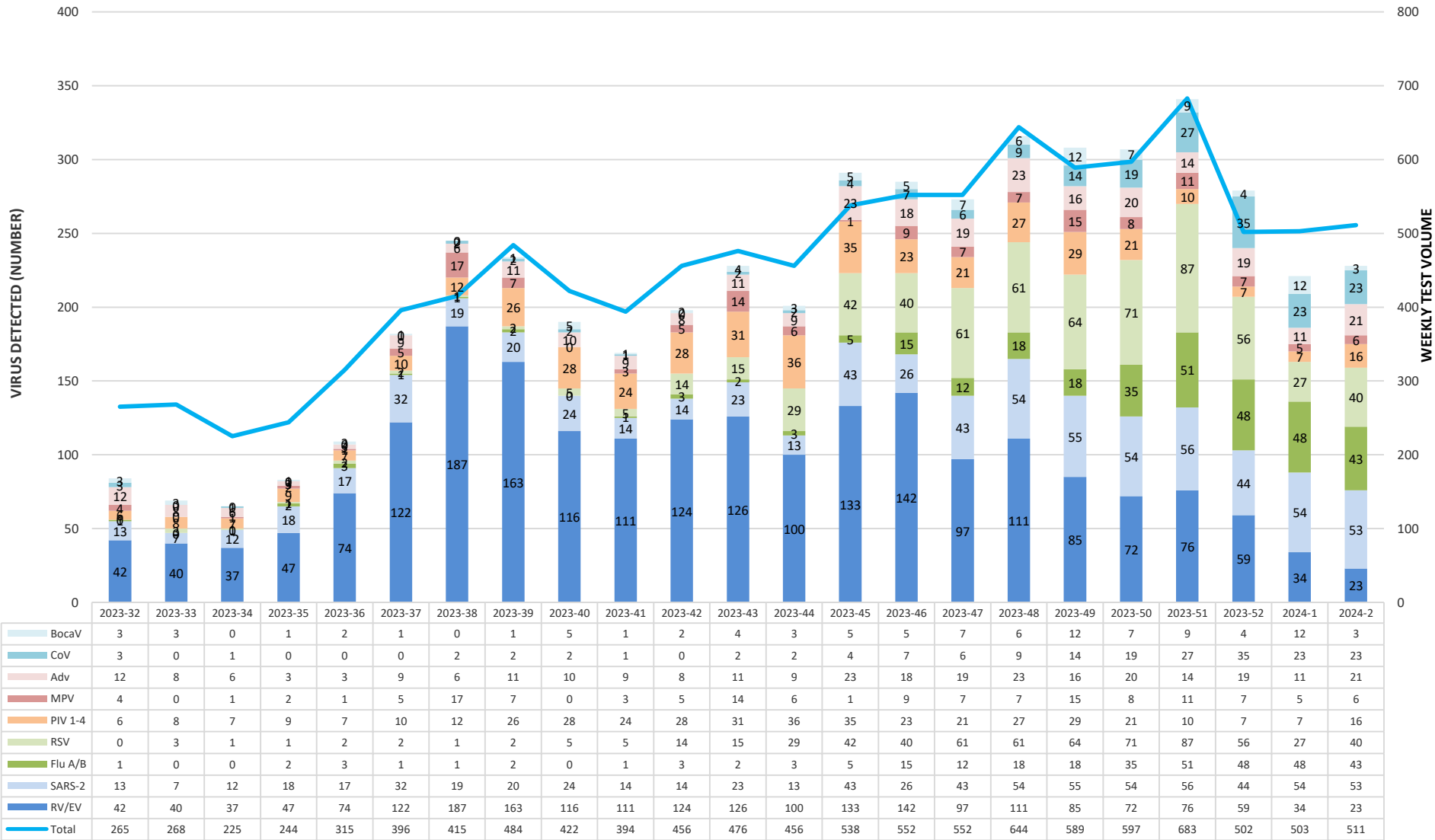
SARS-CoV-2



Influenza & RSV



Respiratory Virus Panel



Respiratory Virus Summary

Date	Week	COVID Pos	COVID %	Flu Pos	Flu %	RSV Pos	RSV %
1-Oct	40	255	7.2%	13	0.4%	28	0.9%
8-Oct	41	239	7.4%	10	0.3%	28	1.0%
15-Oct	42	246	7.3%	20	0.7%	62	2.1%
22-Oct	43	258	7.5%	14	0.5%	63	2.0%
29-Oct	44	233	7.0%	22	0.7%	122	3.9%
5-Nov	45	319	8.7%	44	1.3%	176	5.3%
12-Nov	46	395	9.6%	80	2.1%	236	6.3%
19-Nov	47	471	11.3%	95	2.4%	369	9.4%
26-Nov	48	591	11.8%	129	2.8%	393	8.5%
3-Dec	49	584	11.6%	209	4.4%	471	9.9%
10-Dec	50	624	12.4%	360	7.6%	527	11.1%
17-Dec	51	780	13.1%	632	11.2%	552	9.8%
24-Dec	52	832	14.4%	842	15.2%	502	9.1%
31-Dec	1	758	13.7%	503	9.5%	429	8.1%
7-Jan	2	586	11.6%	424	8.8%	256	5.3%