

Updated Urinalysis Order and Collection**Effective Date: 06/04/2025****Laboratory Bulletin**

In most cases, a positive urinalysis is required prior to ordering a urine culture. Due to the limited stability of unpreserved urine, a urine culture (gray top/boric acid) container needs to be collected with every urinalysis so a culture can be added if indicated. To facilitate appropriate collection and routing of gray top containers, a new urinalysis panel order will replace the existing urinalysis orders:

- URINALYSIS WITH MICROSCOPIC [LAB2111180]
- URINALYSIS WITH MICROSCOPIC IF IND [LAB1231026]

Ordering will remain unchanged, but each UA order will now also generate an order for a gray top tube (URINE GREY TUBE [LAB1231864]) that will be held in the laboratory in case a culture needs to be added on.

When collecting, three orders will be visible – the order panel and the UA, which have the same name, and the urine grey order:

Start
05/22/25 1506 > **Urinalysis with Microscopic** Once **Discontinue** Comments: May change s
05/22/25 1506 > **Urinalysis With Microscopic** PROCEDURE ONCE **Collect Discontinue** Corr
05/22/25 1506 > **Urine Grey Tube** PROCEDURE ONCE **Collect Discontinue** Comments: Ma

For every UA order, two labels will print:

- one UA (place on yellow top, sterile cup)
- one URINE GREY (place on the grey top)

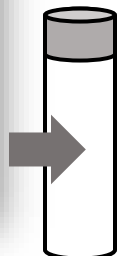


If a urine culture is ordered concurrently, only one grey top tube needs to be collected.

- The URINE CULTURE label must be placed clearly visible on the gray top tube
- The URINE GREY label may either be discarded or placed on the grey top tube underneath the urine culture label.

The process for adding on urine cultures to an existing specimen remains unchanged.

If you have questions, please contact your Beaumont Laboratory Customer Service Department:

- Corewell Health Reference Lab Customer Service: 800-551-0488 or 248-551-1155, Option 5

**Date submitted: 05/23/2025****Submitted by: Dr. rer. nat. Ben von Bredow – Technical Director, Microbiology**