

Respiratory Virus Summary (2018-2019 Season)

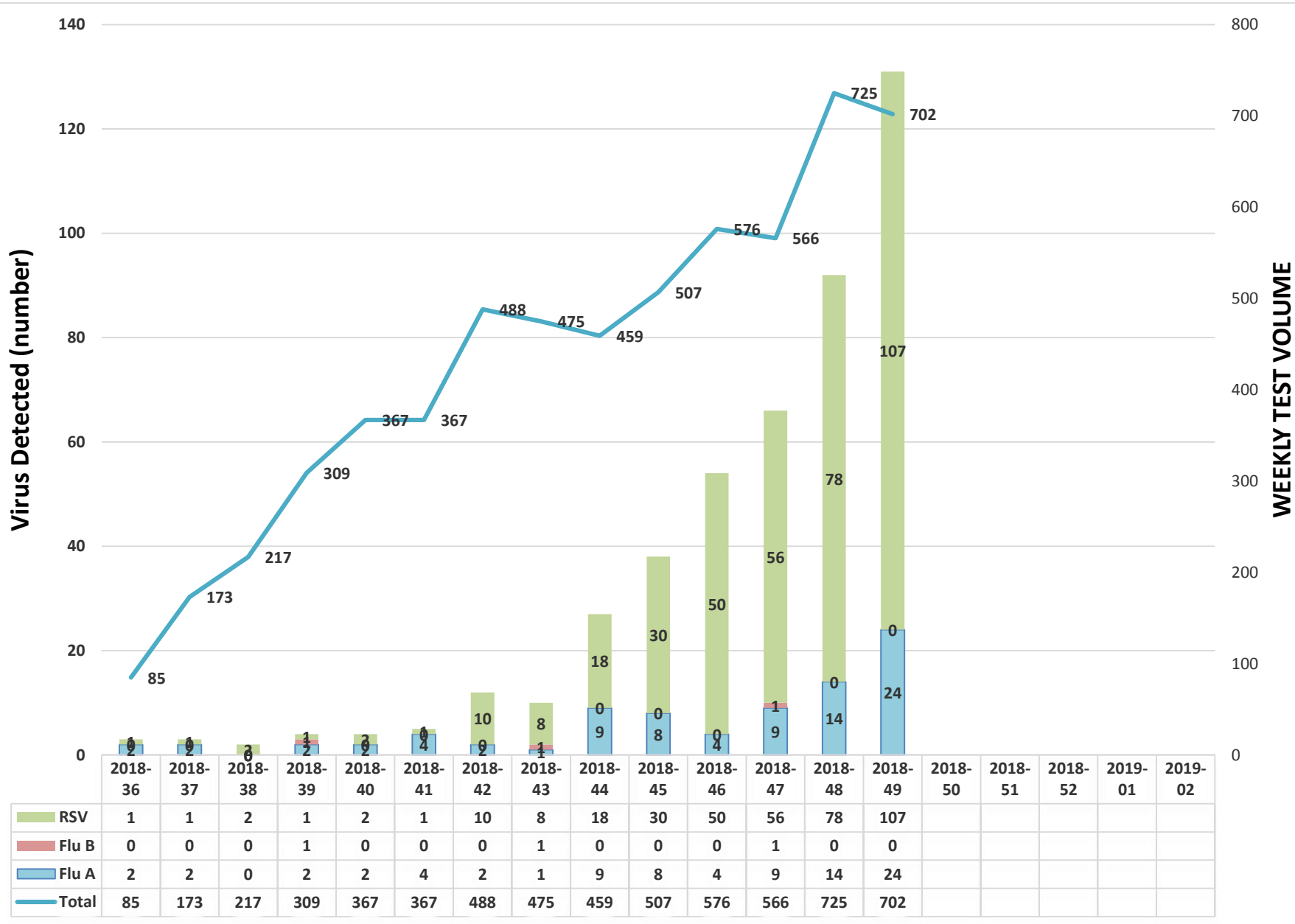
Week: 2018-49

Ending December 8, 2018

Beaumont

Rapid Influenza & RSV by PCR

Beaumont



Respiratory Virus Panel by PCR

Beaumont













Virus Detected (number)

160
140
120
100
80
60
40
20
0

400
350
300
250
200
150
100
50
0

WEEKLY TEST VOLUME

2018-36 2018-37 2018-38 2018-39 2018-40 2018-41 2018-42 2018-43 2018-44 2018-45 2018-46 2018-47 2018-48 2018-49 2018-50 2018-51 2018-52 2019-01 2019-02

	BocaV	1	2	3	1	0	0	3	1	1	2	3	3	5	4				
	CoV	1	2	3	1	0	0	0	0	1	2	0	5	12	8				
	Flu B	0	0	0	0	0	0	0	0	1	0	0	1	0	1				
	Flu A-pdm2009	0	0	0	2	1	0	1	0	0	0	0	1	0	4				
	Flu A-H3	2	0	0	1	0	0	0	0	0	1	0	1	0	0				
	Flu A-H1	0	0	0	0	0	0	0	0	0	0	0	0	0	0				
	RSV	0	0	0	2	0	2	1	3	7	6	10	12	24	37				
	PIV 1-4	5	4	2	8	2	6	12	10	17	34	26	13	33	19				
	hMPV	0	0	0	1	2	1	0	0	1	0	0	2	2	2				
	hRV/EV	38	83	80	96	107	86	68	67	69	57	57	45	60	39				
	Adv	2	3	1	2	4	1	3	5	3	9	9	4	4	3				
	Total	186	250	231	271	303	276	309	301	316	305	306	304	363	327				